

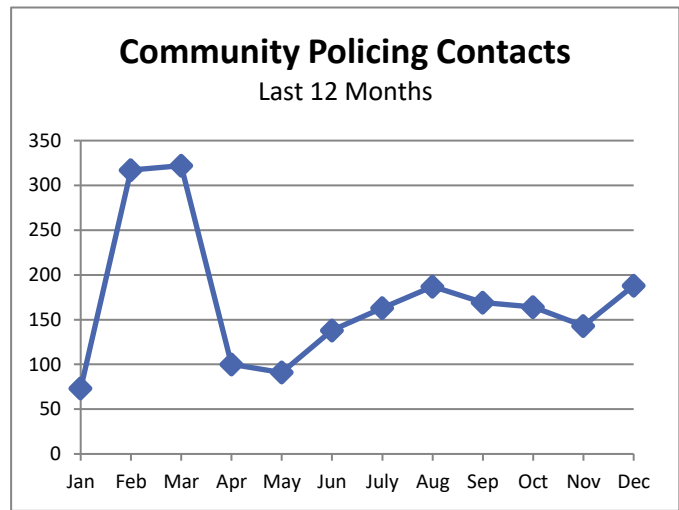
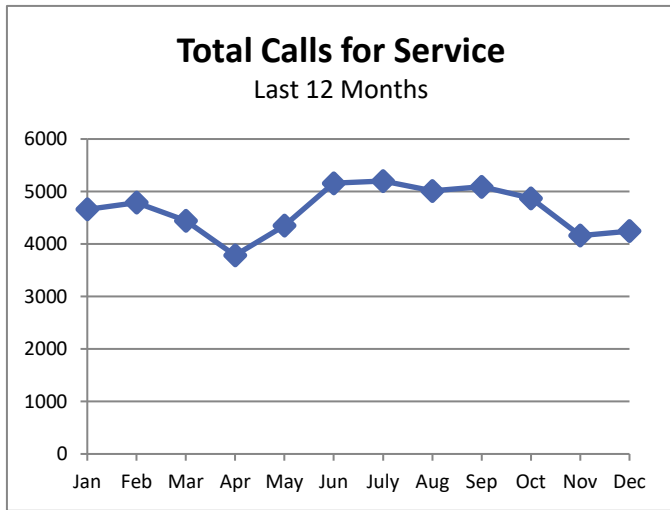


# La Crosse Police Department

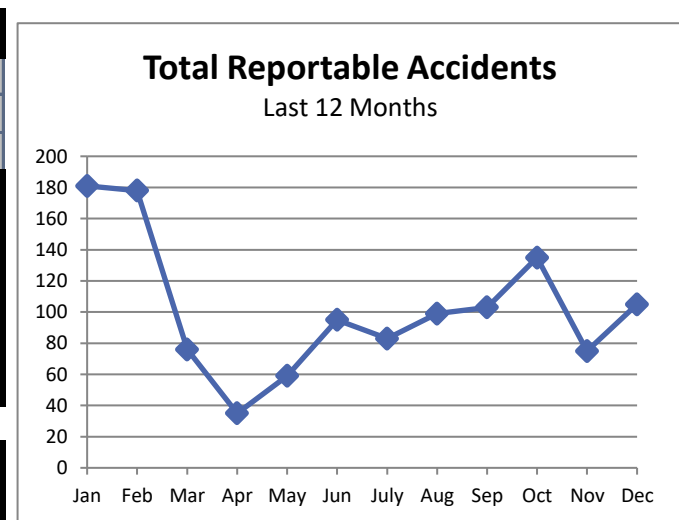
## Statistical Analysis - 2020 YEAR END



Calls for Service (CFS)	Daily Average	December Total		YTD Total	
	For December	2020	2019	2020	2019
<b>TOTAL</b>	137	4245	4690	55764	63358
<b>PERCENT CHANGE</b>		<b>-9.5%</b>		<b>-12.0%</b>	



Citation Type	2020 YTD	2019 YTD
Ordinance Citations	2817	3702
Traffic Citations	3901	6585
Other Citations	18	58
<b>Municipal Citations</b>	<b>6736</b>	<b>10345</b>
<b>Percent Change</b>	<b>-34.9%</b>	
<b>Warnings</b>	<b>5053</b>	<b>9392</b>
<b>Percent Change</b>	<b>-46%</b>	
<b>Parking Citations</b>	<b>38400</b>	<b>53180</b>
<b>Percent Change</b>	<b>-27.8%</b>	



Reportable Accidents	2020 YTD	2019 YTD
<b>TOTALS</b>	<b>1224</b>	<b>2208</b>
<b>Percent Change</b>	<b>-45%</b>	

*Leaders in providing a safe and vibrant community.*



# La Crosse Police Department

## Statistical Analysis - 2020 YEAR END



Offense Type	UCR Reportable Offenses		Arrests/Ordinance Charges			
	2020 YTD	2019 YTD	2020 YTD		2019 YTD	
			ADULT	JUVENILE	ADULT	JUVENILE
Homicide Offenses	2	2	3	0	1	0
Sex Offenses, Forcible	57	47	31	0	16	7
Sex Offenses, Non-Forcible	3	4	1	0	5	0
Assault Offenses	690	552	556	57	448	59
Weapon Law Violations	56	76	60	5	66	6
Robbery	28	26	19	1	17	5
Burglary/Breaking and Entering	173	208	22	0	30	2
Larceny/Theft Offenses	2001	1587	764	48	628	61
Motor Vehicle Theft	112	72	36	4	18	4
Stolen Property (Receiving, etc.)	73	61	70	3	56	1
Fraud/Forgery	256	304	115	6	144	3
Disorderly Conduct	1387	1343	1244	165	1219	178
Property Destruction/Damage/Vandalism	339	264	254	48	218	48
Trespass of Real Property	499	299	482	14	287	13
Arson	3	1	0	1	1	0
Drug/Narcotic Offenses	962	1247	1047	42	1252	73
Drive Under the Influence	296	449	296	1	445	4
Liquor Law Violations	241	747	275	16	928	26
Prostitution Offenses	4	4	5	0	4	0
Pornography/Obscene Material	6	10	5	0	11	3
Family Offenses, Nonviolent	18	34	14	0	30	0
Kidnapping/Abduction	39	33	36	0	31	2
Curfew/Loitering Violations	17	57	10	16	15	62
All Other Offenses	2478	3532	2421	127	3198	369
<b>TOTALS</b>			<b>7766</b>	<b>554</b>	<b>9068</b>	<b>926</b>
	<b>2020 YTD</b>	<b>2019 YTD</b>	<b>2020 YTD</b>		<b>2019 YTD</b>	
<b>GRAND TOTALS</b>	<b>9740</b>	<b>10959</b>	<b>8320</b>		<b>9994</b>	
<b>Percent Change</b>	<b>-11.1%</b>		<b>-16.8%</b>			
	<b>Persons Arrested/Cited</b>					
			<b>2020 YTD</b>		<b>2019 YTD</b>	
			<b>ADULT</b>	<b>JUVENILE</b>	<b>ADULT</b>	<b>JUVENILE</b>
			4590	393	5703	733
<b>GRAND TOTALS</b>			<b>4983</b>		<b>6436</b>	
<b>Percent Change</b>			<b>-22.6%</b>			

*Leaders in providing a safe and vibrant community.*