



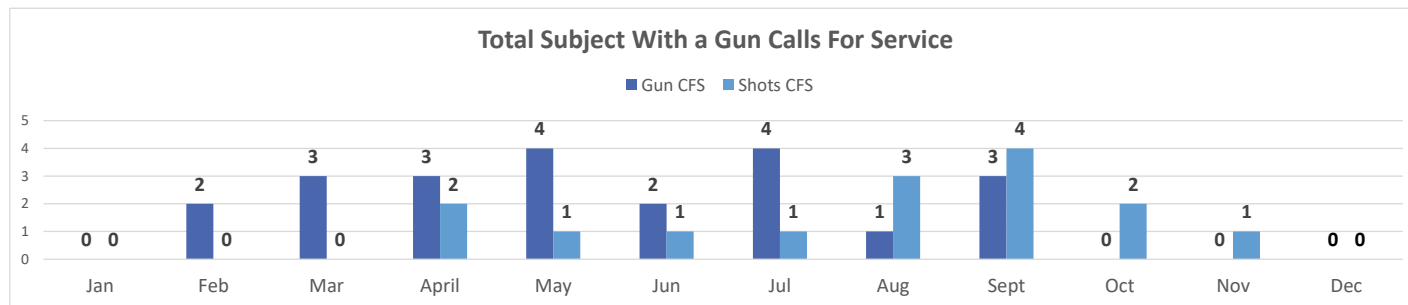
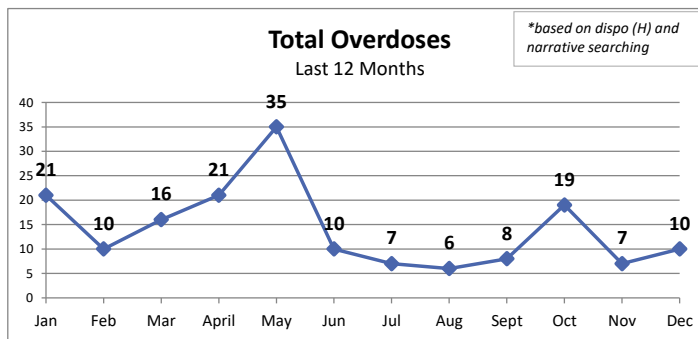
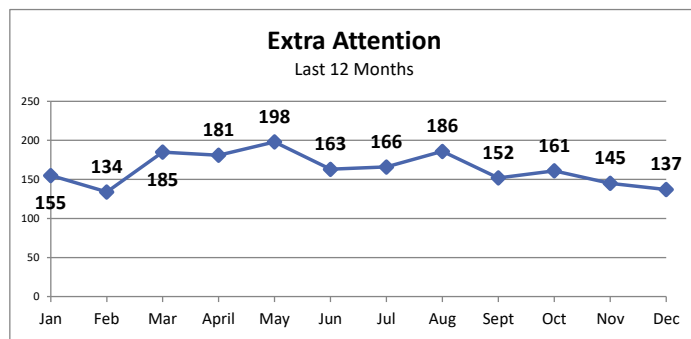
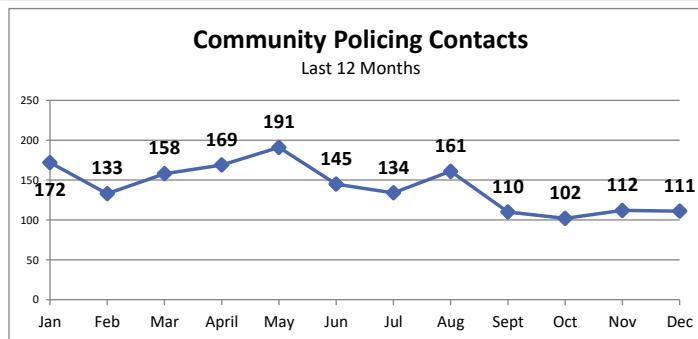
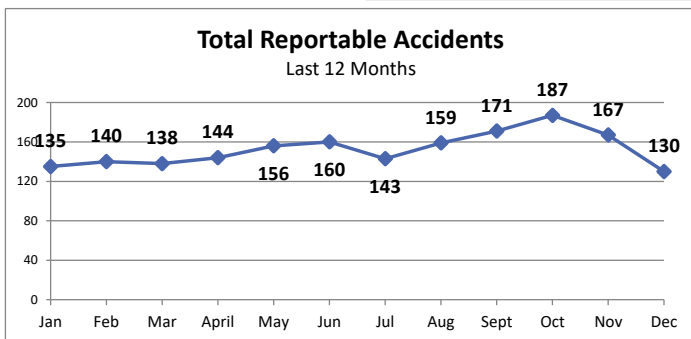
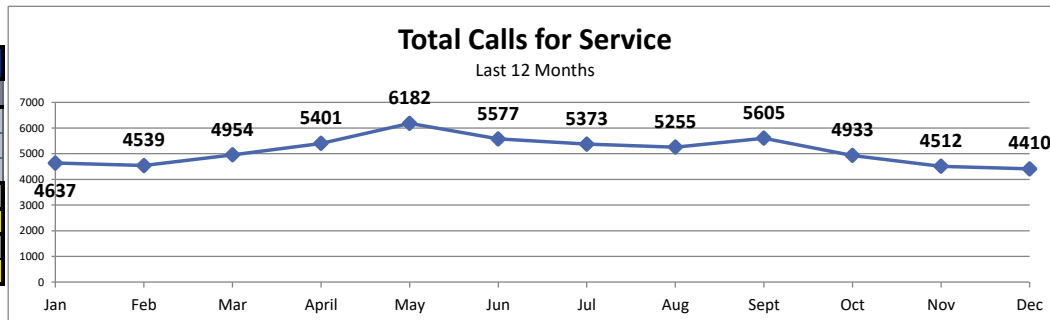
La Crosse Police Department



Admin Statistical Analysis - 2023 Year Calls For Service

Calls for Service	Year		COPs	Year		Extra Attention	Year		Accidents	Year	
	2023	2022		2023	2022		2023	2022		2023	2022
TOTAL	61378	56438	TOTAL	1698	2010	TOTAL	1963	2430	TOTAL	1830	1876
PERCENT CHANGE	8.8%		PERCENT CHANGE	-15.5%		PERCENT CHANGE	-19.2%		PERCENT CHANGE	-2.5%	

Citation Type	Year	
	2023	2022
Ordinance Citations	2708	2307
Traffic Citations	4699	4598
Non-Traffic Citations	14	9
Total Citations	7421	6914
Percent Change	7.3%	
Warnings	8019	6445
Percent Change	24%	



Leaders in providing a safe and vibrant community.



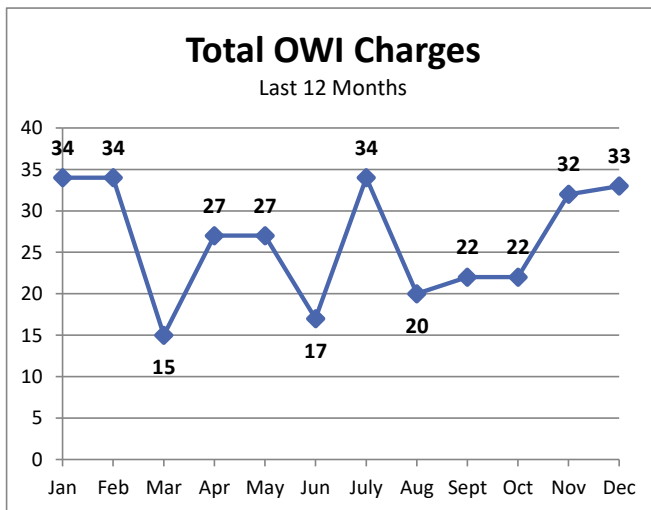
La Crosse Police Department

Statistical Analysis - Yearly 2023



Offense Type	UCR Reportable Offenses		Arrests/Ordinance Charges			
	2023 YTD	2022 YTD	2023 YTD		2022 YTD	
			ADULT	JUVENILE	ADULT	JUVENILE
Homicide Offenses	2	3	1	1	1	0
Sex Offenses, Forcible	44	70	28	5	25	1
Sex Offenses, Non-Forcible	6	8	1	0	1	4
Assault Offenses	718	697	515	75	485	66
Weapon Law Violations	78	96	69	3	82	9
Robbery	24	18	17	1	8	5
Burglary/Breaking and Entering	126	126	50	9	29	5
Larceny/Theft Offenses	1660	1499	710	74	539	24
Motor Vehicle Theft	89	93	45	7	22	4
Stolen Property (Receiving, etc.)	38	48	35	3	45	0
Fraud/Forgery	247	274	75	2	94	3
Disorderly Conduct	1360	1255	1166	122	1038	126
Property Destruction/Damage/Vandalism	557	562	224	61	193	45
Trespass of Real Property	408	381	382	29	333	9
Arson	13	5	3	3	2	0
Drug/Narcotic Offenses	1028	959	1068	19	962	30
Drive Under the Influence	317	264	315	2	260	5
Liquor Law Violations	441	384	581	28	514	8
Prostitution Offenses	4	0	2	0	0	0
Pornography/Obscene Material	21	22	16	0	10	4
Family Offenses, Nonviolent	16	21	14	0	15	0
Kidnapping/Abduction	40	35	27	3	28	3
Curfew/Loitering Violations	18	11	7	14	7	13
All Other Offenses	2820	2841	2592	47	2618	59
TOTALS			7943	508	7311	423
GRAND TOTALS	2023	2022	2023		2022	
Percent Change	10075	9672	8451		7734	
	4.2%		9.3%			
	Persons Arrested/Cited					
			2023		2022	
			ADULT	JUVENILE	ADULT	JUVENILE
			4598	332	4262	257
GRAND TOTALS			4930		4519	
Percent Change			9.1%			

Total OWI Violation Descriptions	
2023	
Row Labels	Count of Violation Code
346.63(1)(A) OPERATING WHILE INTOXICATED (5TH+)	1
346.63(1)(A) OPERATING WHILE UNDER THE INFLUENCE	186
346.63(1)(A) OPERATING WHILE UNDER THE INFLUENCE(2ND)	47
346.63(1)(A) OPERATING WHILE UNDER THE INFLUENCE(3RD)	20
346.63(1)(A) OWI (3RD W/PASS < 16 YRS OLD)	1
346.63(1)(A) OWI (4TH)	7
346.63(1)(A) OWI (5TH OR 6TH W/PASSENGER < 16 YRS OLD)	1
346.63(1)(A) OWI (5TH OR 6TH)	4
346.63(1)(AM) OPER W/CONTROL SUBS (1ST W/PASS <16)	2
346.63(1)(AM) OPERATE WITH CONTROL SUBSTANCE (1ST)	25
346.63(1)(AM) OPERATE WITH CONTROL SUBSTANCE (2ND)	4
346.63(1)(AM) OPERATE WITH CONTROLLED SUBSTANCE	1
346.63(1)(AM) OPERATE WITH RESTRICTED CONTROLLED SUBSTANCE (4TH)	1
346.63(1)(AM) OPERATE-CONTROL SUBSTANCE (3RD W/PASS <16)	1
346.63(1)(B) OPERATING W/PAC >=.02 UNDER HID ORDER (2ND)	1
346.63(1)(B) OPERATING W/PAC >=.02 UNDER HID ORDER (3RD)	1
346.63(2)(A)1 CAUSE INJURY/OPERATE WHILE UNDER INFLUENCE 1ST	5
346.63(2)(A)1 OWI CAUSE INJURY (2+)	3
346.63(2M) VIOLATE ABSOLUTE SOBRIETY LAW	4
346.65(2)(F) OWI W/PASSENGER < 16 YRS OLD	1
940.25(1)(A) INJURY BY INTOX. USE/VEHICLE	1
Grand Total	317



Leaders in providing a safe and vibrant community.