



# La Crosse Police Department

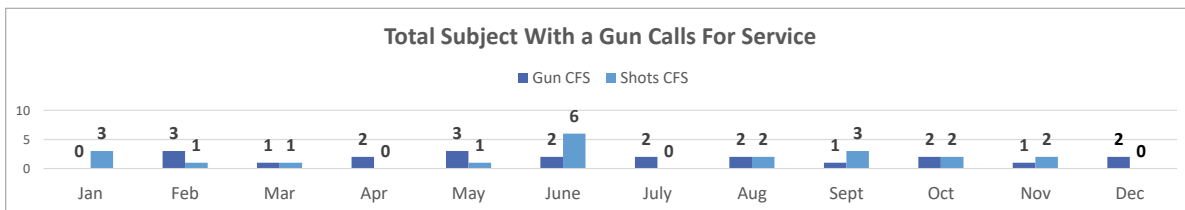
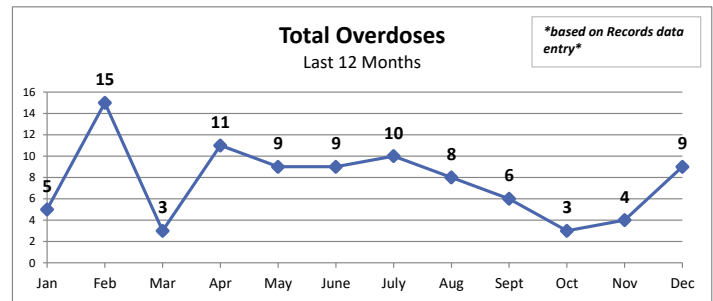
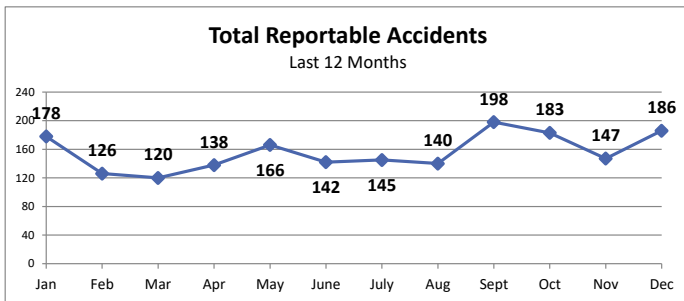
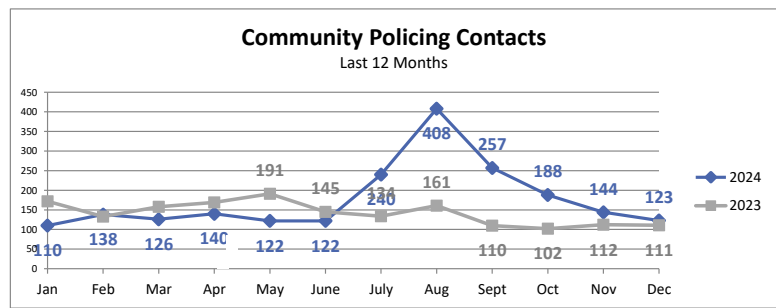
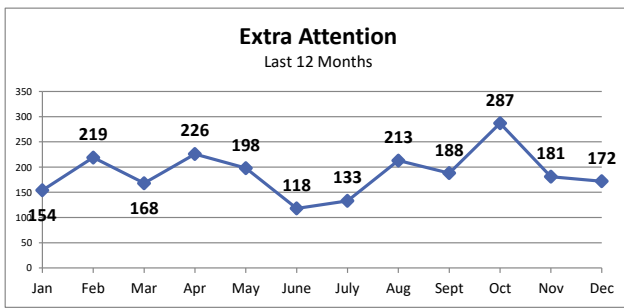
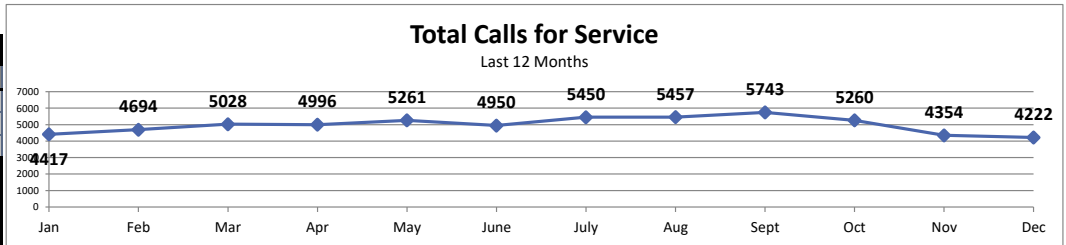


## Admin Statistical Analysis - Year 2024 Calls For Service

*\*call types may be subject to change after report is run\**

Calls for Service	Year		COPs	Year		Extra Attention	Year		Crashes	Year	
	2024	2023		2024	2023		2024	2023		2024	2023
TOTAL	59832	61378	TOTAL	2118	1698	TOTAL	2257	1963	TOTAL	1869	1830
PERCENT CHANGE	-2.5%		PERCENT CHANGE	24.7%		PERCENT CHANGE	15.0%		PERCENT CHANGE	2.1%	
			Number of Responders	256	128						

Citation Type	Year	
	2024	2023
Ordinance Citations	3019	2708
Traffic Citations	5211	4699
Non-Traffic Citations	16	14
Total Citations	8246	7421
Percent Change	11.1%	
Warnings	8530	8019
Percent Change	6%	



Leaders in providing a safe and vibrant community.

Report Ran Date: 03/06/2025



# La Crosse Police Department



## Statistical Analysis - Year - 2024

\*number of offenses may be subject to change after report is run\*

Offense Type	UCR Reportable Offenses		Arrests/Ordinance Charges			
	2024 YTD	2023 YTD	2024 YTD		2023 YTD	
			ADULT	JUVENILE	ADULT	JUVENILE
Homicide Offenses	1	3	3	0	1	1
Sex Offenses, Forcible	64	49	26	3	28	5
Sex Offenses, Non-Forcible	1	6	0	0	1	0
Assault Offenses	704	721	523	35	524	75
Weapon Law Violations	88	79	71	7	70	3
Robbery	13	24	6	3	17	1
Burglary/Breaking and Entering	143	127	21	0	50	9
Larceny/Theft Offenses	1703	1677	699	52	715	74
Motor Vehicle Theft	85	89	27	3	45	7
Stolen Property (Receiving, etc.)	58	43	54	2	35	3
Fraud/Forgery	270	266	110	3	75	2
Disorderly Conduct	1366	1360	1155	78	1173	122
Property Destruction/Damage/Vandalism	488	557	178	48	225	61
Trespass of Real Property	513	407	547	24	381	29
Arson	3	13	1	0	6	3
Drug/Narcotic Offenses	873	1034	909	9	1068	19
Drive Under the Influence	227	327	304	1	325	2
Liquor Law Violations	472	443	576	18	584	28
Prostitution Offenses	3	4	2	0	2	0
Pornography/Obscene Material	33	21	24	1	17	0
Family Offenses, Nonviolent	14	16	11	0	14	0
Kidnapping/Abduction	37	42	25	0	29	3
Curfew/Loitering Violations	21	18	10	21	7	14
All Other Offenses	3138	2832	3044	36	2597	47
<b>TOTALS</b>			<b>8326</b>	<b>344</b>	<b>7989</b>	<b>508</b>
<b>GRAND TOTALS</b>	<b>2024</b>	<b>2023</b>	<b>2024</b>		<b>2023</b>	
<b>Percent Change</b>	<b>10318</b>	<b>10158</b>	<b>8670</b>		<b>8497</b>	
		<b>1.6%</b>			<b>2.0%</b>	
<b>Persons Arrested/Cited</b>						
<b>2024</b>						
<b>2023</b>						
<b>ADULT</b>						
<b>JUVENILE</b>						
<b>4999</b>						
<b>230</b>						
<b>4618</b>						
<b>332</b>						
<b>GRAND TOTALS</b>			<b>5229</b>		<b>4950</b>	
<b>Percent Change</b>					<b>5.6%</b>	

Total OWI Violation Descriptions	
2024	
Violation	Count of Violations
30.681(1)(A) OPERATE A MOTORBOAT WHILE UNDER INFLUENCE OF INTOXICANT	1
346.63(1)(A) OPERATING WHILE UNDER INFLUENCE (5TH OR 6TH)	1
346.63(1)(A) OPERATING WHILE UNDER THE INFLUENCE	180
346.63(1)(A) OPERATING WHILE UNDER THE INFLUENCE(2ND)	35
346.63(1)(A) OPERATING WHILE UNDER THE INFLUENCE(3RD)	27
346.63(1)(A) OPERATING WHILE UNDER THE INFLUENCE(4TH)	1
346.63(1)(A) OWI (1ST W/PASSENGER < 16 YRS OLD)	1
346.63(1)(A) OWI (2ND W/PASS < 16 YRS OLD)	1
346.63(1)(A) OWI (3RD W/PASS < 16 YRS OLD)	3
346.63(1)(A) OWI (4TH W/PASS < 16 YRS OLD)	2
346.63(1)(A) OWI (4TH)	8
346.63(1)(A) OWI (5TH OR 6TH)	3
346.63(1)(A) OWI (7TH, 8TH OR 9TH)	1
346.63(1)(AM) OPERATE WITH CONTROL SUBSTANCE (1ST)	11
346.63(1)(AM) OPERATE WITH CONTROL SUBSTANCE (2ND)	2
346.63(1)(AM) OPERATE WITH CONTROLLED SUBSTANCE	1
346.63(2)(A)1 CAUSE INJURY/OPERATE WHILE UNDER INFLUENCE 1ST	5
346.63(2)(A)1 OWI CAUSE INJURY (2+)	4
346.63(2M) VIOLATE ABSOLUTE SOBRIETY LAW	3
<b>Grand Total</b>	<b>290</b>

